

Please write clearly in block capitals.

Centre number

--	--	--	--	--

Candidate number

--	--	--	--

Surname

Forename(s)

Candidate signature

I declare this is my own work.

AS MATHEMATICS

Paper 2

Wednesday 20 May 2020

Morning

Time allowed: 1 hour 30 minutes

Materials

- You must have the AQA Formulae for A-level Mathematics booklet.
- You should have a graphical or scientific calculator that meets the requirements of the specification.

Instructions

- Use black ink or black ball-point pen. Pencil should only be used for drawing.
- Fill in the boxes at the top of this page.
- Answer **all** questions.
- You must answer each question in the space provided for that question. If you need extra space for your answer(s), use the lined pages at the end of this book. Write the question number against your answer(s).
- Show all necessary working; otherwise marks for method may be lost.
- Do all rough work in this book. Cross through any work that you do not want to be marked.

Information

- The marks for questions are shown in brackets.
- The maximum mark for this paper is 80.

Advice

- Unless stated otherwise, you may quote formulae, without proof, from the booklet.
- You do not necessarily need to use all the space provided.

For Examiner's Use	
Question	Mark
1	
2	
3	
4	
5	
6	
7	
8	
9	
10	
11	
12	
13	
14	
15	
16	
17	
18	
19	
TOTAL	



Section AAnswer **all** questions in the spaces provided.

- 1** Identify the expression below that is equivalent to $e^{-\frac{2}{5}}$

Circle your answer.

[1 mark]

$$\frac{1}{\sqrt[5]{e^2}}$$

$$-\sqrt{e^5}$$

$$-\sqrt[5]{e^2}$$

$$\frac{1}{\sqrt{e^5}}$$

- 2** It is given that $y = \frac{1}{x}$ and $x < -1$

Determine which statement below fully describes the possible values of y .Tick (✓) **one** box.**[1 mark]**

$$-\infty < y < -1$$

$$y > -1$$

$$-1 < y < 0$$

$$y < 0$$



3

It is given that

$$y = 3x^4 + \frac{2}{x} - \frac{x}{4} + 1$$

Find an expression for $\frac{d^2y}{dx^2}$ **[3 marks]**

Turn over for the next question**Turn over ►**

- 5** Joseph is expanding $(2 - 3x)^7$ in ascending powers of x .
He states that the coefficient of the fourth term is 15120
Joseph's teacher comments that his answer is almost correct.
Using a suitable calculation, explain the teacher's comment.

[4 marks]

Turn over for the next question

Turn over ►



6 A circle has equation

$$x^2 + y^2 + 10x - 4y - 71 = 0$$

6 (a) Find the centre of the circle.

[2 marks]

6 (b) Hence, find the equation of the tangent to the circle at the point $(1, 10)$, giving your answer in the form $ax + by + c = 0$ where a , b and c are integers.

[4 marks]



*Do not write
outside the
box*

7 The population of a country was 3.6 million in 1989.

It grew exponentially to reach 6 million in 2019.

Estimate the population of the country in 2049 if the exponential growth continues unchanged.

[2 marks]

Turn over for the next question

Turn over ►



8 (a) Using $y = 2^{2x}$ as a substitution, show that

$$16^x - 2^{(2x+3)} - 9 = 0$$

can be written as

$$y^2 - 8y - 9 = 0$$

[2 marks]



8 (b) Hence, show that the equation

$$16^x - 2^{(2x+3)} - 9 = 0$$

has $x = \log_2 3$ as its only solution.

Fully justify your answer.

[4 marks]

Turn over for the next question

Turn over ►



9 (a) (i) Find

$$\int (4x - x^3) dx$$

[2 marks]

9 (a) (ii) Evaluate

$$\int_{-2}^2 (4x - x^3) dx$$

[1 mark]



- 9 (b)** Using a sketch, explain why the integral in part **(a)(ii)** does **not** give the area enclosed between the curve $y = 4x - x^3$ and the x -axis.

[2 marks]

- 9 (c)** Find the area enclosed between the curve $y = 4x - x^3$ and the x -axis.

[2 marks]

Turn over ►



10 A curve has gradient function

$$\frac{dy}{dx} = 3x^2 - 12x + c$$

The curve has a turning point at $(-1, 1)$

10 (a) Find the coordinates of the other turning point of the curve.

Fully justify your answer.

[6 marks]



Do not write
outside the
box

10 (b) Find the set of values of x for which y is increasing.

[2 marks]

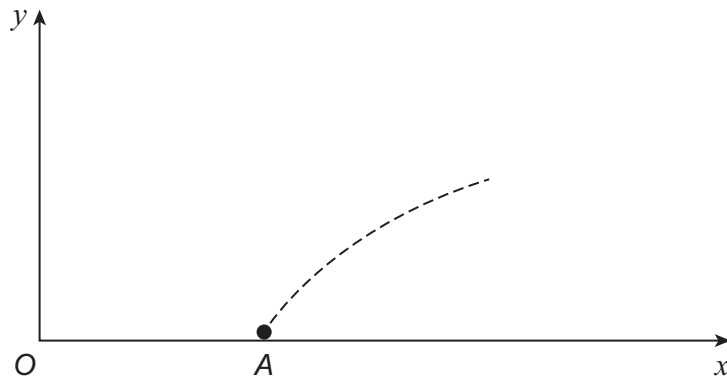
Turn over for the next question

Turn over ►



11 A fire crew is tackling a grass fire on horizontal ground.

The crew directs a single jet of water which flows continuously from point A .



The path of the jet can be modelled by the equation

$$y = -0.0125x^2 + 0.5x - 2.55$$

where x metres is the horizontal distance of the jet from the fire truck at O and y metres is the height of the jet above the ground.

The coordinates of point A are $(a, 0)$

11 (a) (i) Find the value of a .

[3 marks]

11 (a) (ii) Find the horizontal distance **from A** to the point where the jet hits the ground.

[1 mark]



11 (b) Calculate the maximum vertical height reached by the jet.

[4 marks]

11 (c) A vertical wall is located 11 metres horizontally from *A* in the direction of the jet. The height of the wall is 2.3 metres.

Using the model, determine whether the jet passes over the wall, stating any necessary modelling assumption.

[3 marks]

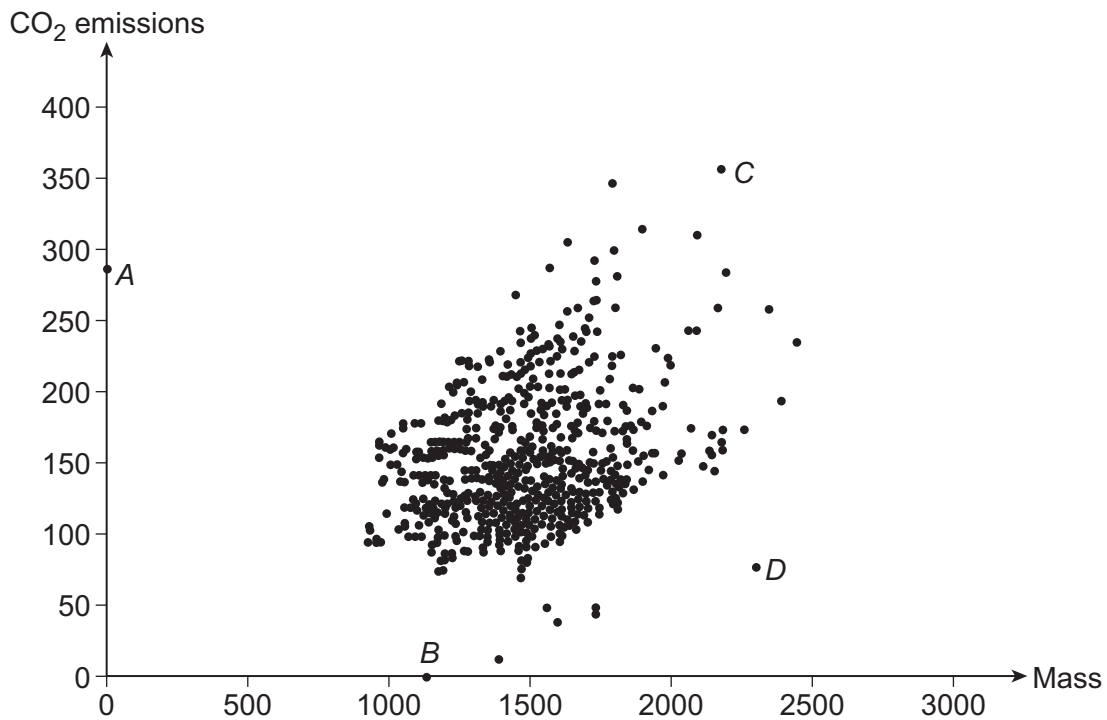
Turn over ►



Section B

Answer **all** questions in the spaces provided.

- 12** A student plots the scatter diagram below showing the mass in kilograms against the CO₂ emissions in grams per kilogram for a sample of cars in the Large Data Set.



Their teacher tells them to remove an error to clean the data.

Identify the data point which should be removed.

Circle your answer below.

[1 mark]

A

B

C

D



13 The random variable X is such that $X \sim B\left(n, \frac{1}{3}\right)$

The standard deviation of X is 4

Find the value of n .

Circle your answer.

[1 mark]

9

12

18

72

Turn over for the next question

Turn over ►



14 A retail company has 5200 employees in 100 stores throughout the United Kingdom.

The company recently introduced a new reward scheme for its staff.

The management team wanted to sample the staff to find out their opinions of the new scheme.

Three possible sampling methods were suggested:

Method A Choose 100 people who work at the largest store

Method B Choose one person at random from each of the 100 stores

Method C List all employees in alphabetical order and assign each a number from 1 to 5200

Choose a random number between 1 and 52

Choose this person and every 52nd person on the list thereafter.

14 (a) Give one **disadvantage** of using Method A compared with using Method B.

[1 mark]

14 (b) Give one **advantage** of using Method B compared with using Method C.

[1 mark]



14 (c) (i) Identify the method of sampling used in Method C.

[1 mark]

14 (c) (ii) Give a reason why Method C does **not** provide a random sample.

[1 mark]

Turn over for the next question

Turn over ►



15 A random sample of ten CO₂ emissions was selected from the Large Data Set.

The emissions in grams per kilogram were:

13 45 45 0 49 77 49 49 49 78

15 (a) Find the standard deviation of the sample.

[1 mark]

15 (b) An environmentalist calculated the average CO₂ emissions for cars in the Large Data Set registered in 2002 and in 2016.

The averages are listed below.

Year of registration	2002	2016
Average CO₂ emission	171.2	120.4

The environmentalist claims that the average CO₂ emissions for 2002 and 2016 combined is 145.8

Determine whether this claim is correct.

Fully justify your answer.

[2 marks]



16 A mathematical puzzle is published every day in a newspaper.

Over a long period of time Paula is able to solve the puzzle correctly 60% of the time.

16 (a) For a randomly chosen 14-day period find the probability that:

16 (a) (i) Paula correctly solves exactly 8 puzzles

[1 mark]

16 (a) (ii) Paula correctly solves at least 7 but not more than 11 puzzles.

[2 marks]

16 (b) State one assumption that is necessary for the distribution used in part (a) to be valid.

[1 mark]

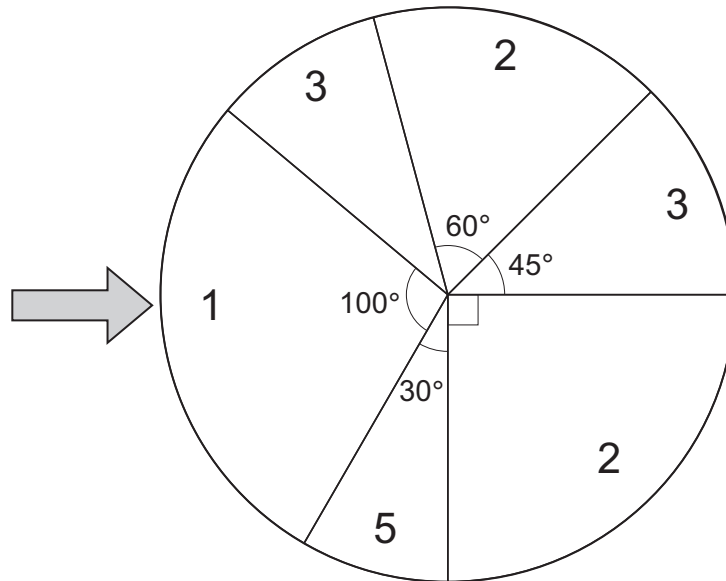
Turn over for the next question

Turn over ►



17

A game consists of spinning a circular wheel divided into numbered sectors as shown below.



On each spin the score, X , is the value shown in the sector that the arrow points to when the spinner stops.

The probability of the arrow pointing at a sector is proportional to the angle subtended at the centre by that sector.

17 (a) Show that $P(X = 1) = \frac{5}{18}$

[1 mark]



17 (b) Complete the probability distribution for X in the table below.

x	1			
$P(X = x)$	$\frac{5}{18}$			

[2 marks]

Turn over for the next question

Turn over ►



18 (a) Bag A contains 7 blue discs, 4 red discs and 1 yellow disc.

Two discs are drawn at random from bag A **without replacement**.

Find the probability that exactly **one** of the discs is blue.

[2 marks]



18 (b) Bag A contains 7 blue discs, 4 red discs and 1 yellow disc.

Bag B contains 3 blue discs and 6 red discs.

A disc is drawn at random from Bag A and placed in Bag B.

A disc is then drawn at random from Bag B.

Find the probability that the disc drawn from Bag B is red.

[3 marks]

Turn over ►



19

It is known from historical data that 15% of the residents of a town buy the local weekly newspaper, 'Local News'.

A new free weekly paper is introduced into the town.

The owners of 'Local News' are interested to know whether the introduction of the free newspaper has changed the proportion of residents who buy their paper.

In a random sample of 50 residents of the town taken after the free newspaper was introduced, it was found that 3 of them purchased 'Local News' regularly.

Investigate, at the 5% significance level, whether this sample provides evidence that the proportion of local residents who buy 'Local News' has changed.

[6 marks]

END OF QUESTIONS



There are no questions printed on this page

*Do not write
outside the
box*

**DO NOT WRITE ON THIS PAGE
ANSWER IN THE SPACES PROVIDED**



*Do not write
outside the
box*

Question number	Additional page, if required. Write the question numbers in the left-hand margin.
	A large grid for writing answers, consisting of 20 horizontal dashed lines across the main body of the page, with a solid top and bottom line.



There are no questions printed on this page

*Do not write
outside the
box*

**DO NOT WRITE ON THIS PAGE
ANSWER IN THE SPACES PROVIDED**

Copyright information

For confidentiality purposes, all acknowledgements of third-party copyright material are published in a separate booklet. This booklet is published after each live examination series and is available for free download from www.aqa.org.uk.

Permission to reproduce all copyright material has been applied for. In some cases, efforts to contact copyright-holders may have been unsuccessful and AQA will be happy to rectify any omissions of acknowledgements. If you have any queries please contact the Copyright Team.

Copyright © 2020 AQA and its licensors. All rights reserved.



3 2

Jun20/7356/2



2 0 6 A 7 3 5 6 / 2